




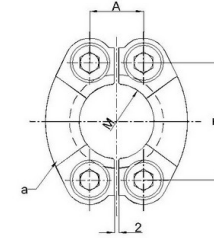
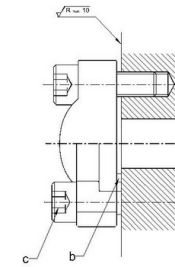
HYDROMATIK
connections par excellence

Hydraulic Flanges & Accessories

SAE-Flange connection without flanged welding neck Flange
| High Pressure Series (SAE CODE 62)



As Per SN 532-1
Flange connection TYPE-F



a = 2 Split Flanges
b = O' Ring
c = Screws

Flange	DN	PN max.	PIPE Connection outer \tilde{A} max.	PIPE Connection Inner \tilde{A} max.	A	T	M	Bolt ISO 4762	O' Ring SN 430
F-1/2-6	1/2"	400	20.0	14.0	18.2	40.5	24.6	M8 X 30	18.64 X 3.53
F-3/4-6	3/4"	400	30.0	20.0	23.8	50.8	32.5	M10 X 35	24.99 X 3.53
F-1-6	1"	400	38.0	28.0	27.8	57.2	38.8	M12 X 40	32.92 X 3.53
F-1 1/4-6	1.1/4"	400	42.4	33.0	31.8	66.7	44.5	M14 X 45	47.22 X 3.53
F-1 1/2-6	1.1/2"	400	48.3	42.0	36.5	79.4	51.6	M16 X 50	47.22 X 3.53
F-2-6	2"	400	60.3	52.0	44.5	96.8	67.6	M20 X 60	56.74 X 3.53
F-2.1/2-6	2.1/2"	320	76.1	65.0	58.7	123.8	89.5	M24 X 80	69.44 X 3.53
F-3-6	3"	320	88.9	81.0	71.4	152.4	114.5	M30 X 100	85.32 X 3.53