




**HYDROMATIK**  
connections par excellence

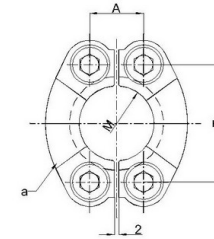
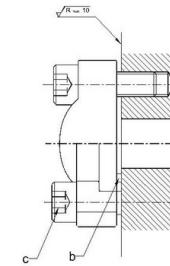
## Hydraulic Flanges & Accessories

### SAE-Flange connection without flanged welding neck Flange

| Standard Pressure Series (SAE CODE 61)



As Per SN 532-1  
Flange connection TYPE-F



a = 2 Split Flanges  
b = 'O' Ring  
c = Screws

Flange	DN	PN max.	PIPE Connection outer $\tilde{A}$ max.	PIPE Connection Inner $\tilde{A}$ max.	A	T	M	Bolt ISO 4762	O' Ring SN 430
F-1/2-3	1/2"	250	20.0	14.0	17.5	38.1	24.3	M8 X 25	18.64 X 3.53
F-3/4-3	3/4"	250	30.0	20.0	22.3	47.6	32.2	M10 X 30	24.99 X 3.53
F-1-3	1"	250	38.0	28.0	26.2	52.4	38.5	M10 X 30	32.92 X 3.53
F-1 1/4-3	1.1/4"	250	42.4	33.0	30.2	58.7	43.7	M10 X 35	37.69 X 3.53
F-1 1/2-3	1.1/2"	200	48.3	42.0	35.7	69.9	50.8	M12 X 35	47.22 X 3.53
F-2-3	2"	200	60.3	52.0	42.9	77.8	62.8	M12 X 35	56.74 X 3.53
F-2.1/2	2.1/2"	160	76.1	65.0	50.8	88.9	74.9	M12 X 40	69.44 X 3.53
F-3-3	3"	100	88.9	81.0	61.9	106.4	90.9	M16 X 45	85.32 X 3.53
F-4-3	4"	25	114.3	106.0	77.8	130.2	115.0	M16 X 50	110.72 X 3.53
F-5-3	5"	25	139.7	132.0	92.1	152.4	140.5	M16 X 50	136.12 X 3.53